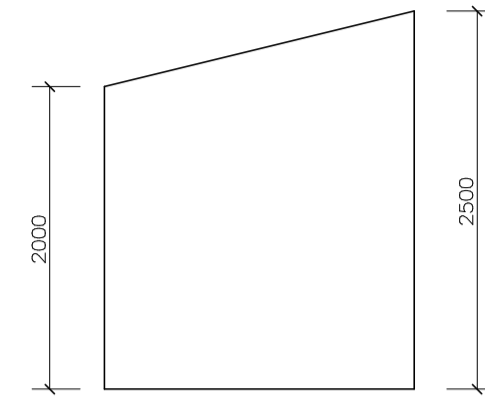


wc plan scale 1:50



section thro' wc scale 1:50

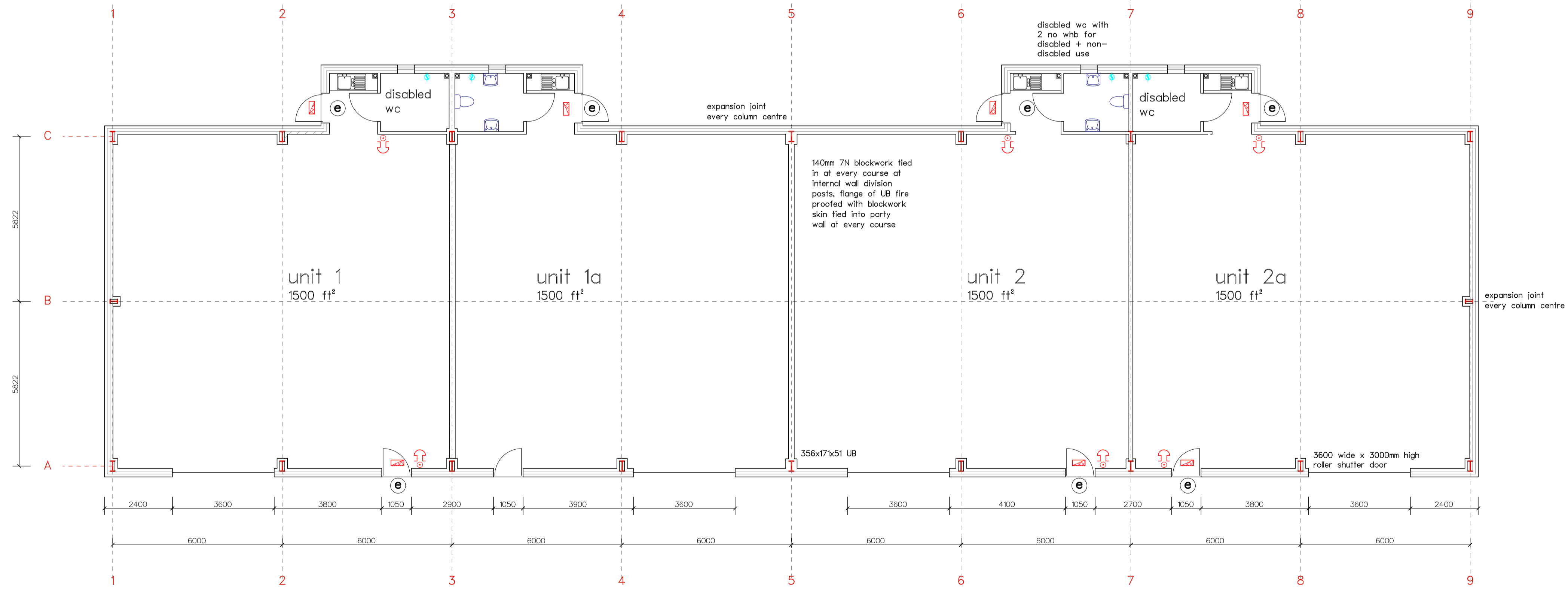
ACCESS STATEMENT

This unit has been designed with no specific end user in mind, small units such as these precludes the viability of a lift but a stair lift could be installed as and when the need arises. The ground floor accommodation has been designed to fully support the needs of disabled persons.

electrical legend

- FIRE ALARM CALL POINT WITH ALARM BELL
- EMERGENCY LIGHTING TO BS5266-Part 1
- NON ILLUMINATED EXIT SIGN
- 1/2 HOUR SELF CLOSING FIRE DOOR WITH INTUMESCENT SEALS

FIRE ALARM TO BE INSTALLED IN ACCORDANCE WITH BS5839 Part 1:1985



ground floor plan


job no: 1395
 dra no: 103c

Units 1-2
 Plans & elevations

scale: 1:100/A1
 date: Nov 19

May Tree
 Business Park
 Helston

the studio
 breakwater court
 berry head
 brixham t 01803 855345
 e 07971 286456
 n nick@arttel.com



all drawings copyright